




PVC KIDS

NEXT STEPS

CONTINUING THE CONVERSATION AT HOME

CONGRATULATIONS!




IF YOU ARE READING THIS BOOKLET IT MEANS THAT YOU HAVE SAID THE ABC PRAYER AND ACCEPTED JESUS INTO YOUR HEART. FOR A MOMENT, LET'S PAUSE AND REVIEW WHAT THAT MEANS.

PARENTS

This booklet is for you too! It creates an opportunity for you to have meaningful conversations with your child about their decision to accept Christ. As parents, we have the most influence in our children's lives so we want to make sure we are being intentional about every moment we have with them. We encourage you to spend 10 minutes a day going through this booklet with your child. Sign the last page and bring it back next week for a Bible to give to your child!

1. **CELEBRATE** with them. This is the MOST IMPORTANT decision they will ever make! Make it a BIG DEAL!
2. **CONTINUE** the conversation. Go through this book together and use the parent bubbles to help guide the conversation.
3. **ASK** questions! Your child will likely have questions and you may or may not have the answers. That's OKAY! Reach out and ask us! We want to partner with you as you are the most important spiritual leader in your child's life.



ADMIT that you are a sinner who needs Jesus.

Every person has sinned. - Romans 3:23
Sins separates you from God. - Romans 6:23


What is sin? Sin separates us from God and keeps you from having a relationship with Him. Everybody sins, because sin is the things that we say or do that disappoint God.

What are some things that you might say or do that would disappoint God?

PARENTS <<<<

Share some things that you might struggle with.

All of those things that you listed cause us to be separated from God, like in the picture below.



But...



He loves you so much that He did not want to stay separated from you. He wants you to love Him and to be His friend. So, He did something AMAZING!


HE SENT JESUS!

Think about a time when you could barely hold your excitement in. What were you excited about?

PARENTS <<<<

Ask your child about what they listed and have them share why it was so exciting.

What you listed is incredibly exciting, but not NEARLY as exciting as God sending Jesus to pay for your sins.



BELIEVE that Jesus is God's Son and that He came to forgive sin so you can have a relationship with God.

God loves you so much that He gave His one and only son for YOU! So that now that you have chosen to believe, you will be with Him forever in Heaven one day. Jesus died for your sins and rose again so that He could be the bridge between you and God.


"I am the way the truth and the life. No one comes to the father except through me."

- John 14:6

Did you hear that, no one can be close to God without Jesus.

PARENTS <<<<

Have your child write JESUS on the cross to remind them that Jesus is the bridge between them and God.



When we believe that Jesus died for our sins we have something called **FAITH**. Faith is believing something even if you can't see it.

What does the word "faith" mean to you?

PARENTS <<<<


Ask your child what else they might have faith in?
Ask them to list those them below.

*An example might be sitting down in a chair. We don't ask
ourselves, "Will this chair hold me?" before we sit down.*

What else do you have faith in?

Think about the wind. Can you see wind? No,
but we can see the trees moving or feel the
breeze on us. It's the same with Jesus. You
can't see Him, but He is always there!





CHOOSE to trust
and follow Jesus.

Look back at the illustration where you wrote Jesus. God sent His son Jesus to be the bridge and we not only have to BELIEVE but CHOOSE to walk across that bridge. IT IS YOUR CHOICE! Isn't that exciting?! We can't get closer to God unless we make the choice to walk across the bridge and follow Him.

Why did you CHOOSE to accept Jesus?

We are forgiven when we choose to accept Jesus
into our lives!

PARENTS <<<<

Ask your child, "Do you think you will still make mistakes and sin?" LISTEN to their responses and then ENCOURAGE them that we will still make mistakes, but because you've accepted Jesus you will always be forgiven.

WHAT'S NEXT?



Now that you've *chosen* to start a relationship with Jesus, God has done something very special. He has given you His Holy Spirit. That's right! God gives us His Holy Spirit to help us every day with our next steps like...

- Reading our Bibles
- Praying
- Serving & Telling Others about Jesus

READ YOUR BIBLE

The Bible is God's word and reading your Bible helps keep God's word in your heart.

PARENTS



Once your child receives their Bible, write a special message in it, telling them how excited you are to see how they grow in their relationship with God.

PRAY

PRAYER IS SIMPLY TALKING TO GOD.

P - PRAISE GOD

Praise God and thank Him for the good He is doing.

R - RETELL YOUR DAY

Tell God about your day, the good and the not so good.

A - ASK GOD

Ask God to help you and others.

Y - YOUR WORRIES

Your worries matter to God, so share them with Him.

PARENTS



Make a poster with your child that will help them remember how to pray or consider having a prayer wall that shows who and what your family is praying for.

GO TO CHURCH

Why do you think going to church is an important step in following Jesus?

Jesus wants us to be in community with others! At church we hang out together, sing together, learn together, give together, serve together, and talk together. What word stands out?

That's right **TOGETHER!** When we go to church we get to share in life together.

PARENTS



- o Pick a consistent weekly service time. This helps your kids build relationships with leaders and other kids their age.
- o Revisit Big Answer Card content throughout the week. This helps your kids see that church is not just Sunday mornings, but that we are the church EVERYDAY.

||| TELL OTHERS ABOUT JESUS

Jesus wants us to share his LOVE with EVERYONE!
List a couple people you could tell about Jesus
and invite to church.



PARENTS <<<<

Help your child identify ways they could invite their friends to church and follow through with them.



PARENTS!

Now that you've finished the Next Steps Guide, don't stop here! Keep spending time **EACH DAY** intentionally pouring into your child's spiritual journey. We want to partner with you so you can champion your child's spiritual growth. In Deuteronomy 6:7 it says, "Repeat them again and again. Talk about them when you are **at home** and when you are **on the road**, when you are **going to bed** and when you are **getting up**."

There are 4 times within the natural ebb and flow of our day that we can be **INTENTIONAL** about pouring into our kids.

MORNING TIME

- Practice an Encouraging Bible Verse
- Pray with them for their day at school

DRIVE TIME

- Play car games
- Pray for accidents or things you see
 - Listen to encouraging music
 - Point out God's creation

MEAL TIME

- Revisit Big Answer Cards
- Share what God is teaching you
 - Do a family devotional
 - Discuss family values
- Share and pray for what you are grateful for

BED TIME

- Listen to your child
- Pray with them and remind them of your love for them.



RESOURCES FOR PARENTS

PARENTING BOOK

Parenting Beyond Your Capacity: Connect Your Family to a Wider Community

By: Reggie Joiner and Carey Nieuwhof

FAMILY DEVOTIONALS

Love Does for Kids

By: Bob Goff and Lindsey Goff Viducich

Hands-On Bible: 365 Devotions for Kids

By: Jennifer Hooks

TECHNOLOGY

Right Now Media:

<https://www.palmvalley.org/rightnow/>

The Bible App for Kids - YouVersion

Parent Signature:

The background of the entire image is a dark grey color, decorated with a repeating pattern of various light teal geometric shapes. These shapes include circles, squares, triangles, diamonds, wavy lines, and concentric circles. The logo itself is centered in the upper half of the image. It features the text 'PVC' in a white, sans-serif font, followed by a circular icon containing a palm tree. Below this, the word 'KIDS' is written in large, bold, stylized letters. The 'K' is teal with a white outline, the 'I' is green with a white outline, the 'D' is orange with a white outline, and the 'S' is yellow with a white outline. The logo is framed by two horizontal teal lines above and below the 'PVC' and 'KIDS' text.

PVC 
KIDS

SHOW KIDS GOD'S LOVE ■ HELP KIDS LOVE CHURCH

@PVCKids | [Facebook.com/PVCKids](https://www.facebook.com/PVCKids)